

rocstor®

store your future

# AIRHAWK A5

FireWire 400 and USB 2.0

## Quick Installation Guide



## Contents




AIRHAWK A5




FireWire 400  
Cable



USB Cable



Carrying Case



Quick Installation  
Guide

## Minimum System Requirements:

### Mac Users

#### Hardware:

- FireWire 400 1394a
- USB (1.1 or 2.0) port(s).
- PowerPC or Intel processor
- Mac OS 9, X, Leopard or Snow Leopard

**Min. recommended memory:** 512 MB RAM

### PC Users

#### Hardware:

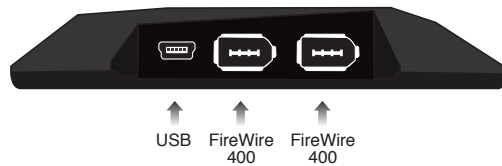
- FireWire 400 (1394a)
- USB (1.1 or 2.0) port
- Microsoft Windows 2000, Me, XP, Vista, or Windows 7

**Min. recommended memory:** 512 MB RAM

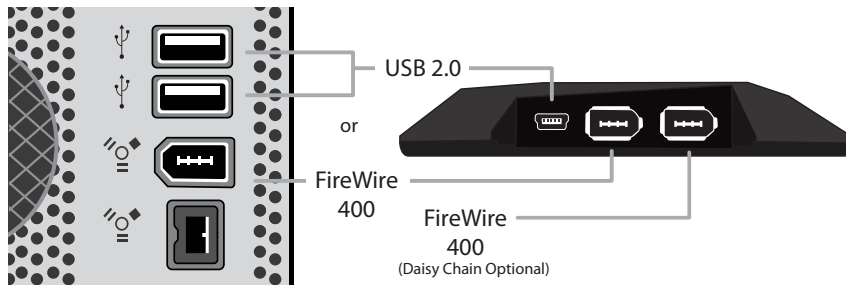
\*If you wish to utilize FireWire ports and your computer does not support such interfaces you may be required to purchase an interface as an optional device.

## Connecting the Drive

1. Turn ON your computer and wait until it fully boots up to load all programs.



2. Using only one interface cable at a time, select the interface port you wish to use on your computer. When using FireWire, connect one end of the FireWire cable to the appropriate FireWire 400 (1394a) port of your computer and then the other end to the FireWire port in the Airhawk A5. When using USB, connect two ends of the USB “Y” cable to the USB ports of your computer (or via Power Hub that is connected to your computer) and then the other end to the USB port in the Airhawk A5. Upon connection, a Blue light on the Airhawk drive will turn ON.



3. The Hard drive is preformatted for Plug-and-Play operation. After a few seconds a Rocstor HD icon will show on “My Computer” folder under the Windows OS. Under the Mac OS, the Rocstor HD icon will appear on the “Desktop.”
4. Click (double click) on the Rocstor HD icon to access the drive.

\*You may also refer to the Rocstor website to view or download a full version of the Airhawk A5 manual. [www.ROCSTOR.com](http://www.ROCSTOR.com)

### General Notices

- Consistently make multiple backup copies of your data for your protection. Hard disk drives are subject to failure at any time.
- Rocstorage, Inc. shall not be held liable for loss of data or the restoration or recovery of data on the device. Please see complete Limited Warranty Information in the User's Manual or on the Rocstor website ([www.rocstor.com](http://www.rocstor.com)) for further details.

### Capacity Disclaimer

Actual accessible hard drive capacity will indicate up to 10% lower than stated under different Operating Systems and formatting. Therefore, a 500GB capacity drive may show up as a 450GB drive (approximately.)

### Warranty Period

The Limited warranty period for Airhawk hard drives is two years for parts and labor.

### Technical Support / RMA

Tel: (888) 877-7716 (USA and Canada)

Tel: +1 (818) 449-2000 (Domestic and Internationals)

Fax: +1 (818) 884-8777

Hours: 9:00 am - 5:00 pm PST, Mon - Fri (excluding holidays)

Email: [support@Rocstor.com](mailto:support@Rocstor.com)

### Trademarks Acknowledgements

© 2010, Rocstor, Rocsecure and Rocpower are registered trademarks of Rocstorage, Inc. Rocpro, Rocport, Rocbit, are the trademarks of Rocstorage, Inc. "store your future", "secure your future" and "power your future" are the slogan marks of Rocstorage, Inc. Apple, the Apple logo, Mac, Power Macintosh, FireWire, and Mac Pro, Leopard ... are trademarks of Apple Computer, Inc. Microsoft, MS-DOS, Windows CE, Windows NT, Windows 98, Soft Windows, Vista ... are registered trademarks of Microsoft Corporation. All other names are trademarks of their respective companies in the United States and other countries. © 2000 - 2010



Designed/assembled/integrated in the U.S.A.  
using domestic and/or foreign components.  
Enclosure (without hard drive) is made in China

Specifications, terms, warranties, descriptions, product and services herein are subject to change without notice.

Ver.. 04271